

Games that can be played over Zoom

There are several games that can be played together over Zoom or other video conferencing software. Here are a few of our favorites.

Counting Challenge

This is a team building challenge with mounting anticipation. This is best with groups larger than 7 people.

Explain that everyone will work together to count to a certain number by ones with the following constraints.

Everyone must say at least one number

No one may say two numbers in a row


Only one person may speak at a time

The group is not allowed to form a plan or develop a pattern to coordinate their efforts

If any of these constraints are violated, the group must start over

The number to which your group counts should be larger than your group size.

If you have 8 people, you should count to at least 9. The higher the number, the more difficult the challenge.



Games that can be played over Zoom

Doodle Challenge

This game is fun and silly. There are no losers or winners, it just an opportunity to laugh together. This is best with groups of 5 to 8 people.

Every person needs their own sheet of paper and pen or pencil. Everyone, at the same time, will draw doodle a picture and show it to the camera. Prompt people with what they should doodle (a house, an astronaut, etc.). For added fun, give people open-ended prompts (something fuzzy, something unique to your town, etc.) However, the challenging part is the restrictions on how they doodle. Mix and match the following challenges and see how doodles turn out.

5 second time limit

10 second time limit


Doodle with your non-dominant hand

Doodle with your eyes closed

Doodle with the paper on top of your head

Doodle while standing on one foot

One person can serve as the judge and award points as they see fit, the group can vote to determine the best doodle, or you can simply laugh and marvel at the doodles and start a new challenge.



Games that can be played over Zoom

In-Home Scavenger Hunt

This game is fun because it is active and a little bit frantic. It is best for groups of 5 to 12 people.


One person will facilitate the game for the others. At the facilitator's prompting, the players will carry out the challenges listed below; collecting items from their home and presenting them within the allotted time. The facilitator decides who completed the challenge most satisfactorily. You can do multiple challenges in one meeting, or spread them out over a course of meetings.

Challenge #1 | In 1 minute, build a tower of 5 items. The tallest tower that can stand on its own wins.

Challenge #2 | In 2 minutes, find 5 items of different colors. Arrange them in the color pattern of a rainbow (ROYGBIV). Bonus points awarded for items that are a solid color.

Challenge #3 | In 2 minutes, find 6 circles/balls of various sizes. Arrange them largest to smallest. Bonus points are awarded for the largest circle/ball, and for the smallest circle/ball.

Challenge #4 | In 4 minutes, collect any number of items to arrange a Nativity scene. You may not use any items that are a part of an existing Nativity. Bonus points are awarded at the facilitator's discretion.



Midweek Activities

There are several activities you can do during the week, and then discuss the results when you join back together. It will be a delight to share your Christmas joy through these mutual activities.

Cookie Swap

Hold a (socially distant!) Advent Discovery cookie swap (by mail or hand delivered). With all that beautiful Christmas cookie decorating you've been laboring over you should share your cookie skills by hosting a cookie swap with your friends and neighbors. Share recipes and ideas and have a tasting party on the day your group meets.

Gingerbread Houses or Gingerbread Men

Free virtual gingerbread houses from around web. They are fun, mess-free, and oh so easy to do! There are several to choose from and each one has something unique to offer.

<http://www.jennybharris.com/activities/home/sweethome.htm>

http://www.janbrett.com/trim_a_jan_brett_gingerbread_baby_house.htm

Or make a mess and pull out the graham crackers and candy and have a great time creating memories and fun together!


Advent Wreath Lighting

As your group gathers, light the advent wreath together--pull out your advent wreath if you have one or make a simple one for your home. Lots of ideas here:

<https://ministryspark.com/10-simple-advent-wreath-ideas/family>

Or click this virtual wreath each time you meet:

<http://dayoftheunbornchild.com/VirtualAdventWreath.htm#AdventWreathUnlit2020>



Midweek Activities

Craft Christmas cards and send to shut-ins

A few thumbprints transform these plain white notecards into bona fide masterpieces. It's a craft anyone can master. **Greenery:** Using green ink, stamp thumbs and press onto card to make leaves. Add berries and bow with a red marker and stems with green watercolor paint. **String Lights:** Stamp thumbs in various ink shades. Use a black fine-tip marker to draw a string connecting the lights. **Reindeer Herd:** Stamp thumbs in brown ink and press onto blank card. Use fine-tip markers to draw antlers, eyes, and noses. **We can provide names and address of folks to send cards to.**



Build a Snowman

Who can build the best snowman without snow? Creative minds will take over with pumpkins, socks, bottle caps or who knows what! If you want to build a snowman virtually here are a couple of links:

<http://www.akidsheart.com/holidays/christmas/snowman.htm>

<http://www.snwbx.com/>

